



Complex Number Addition

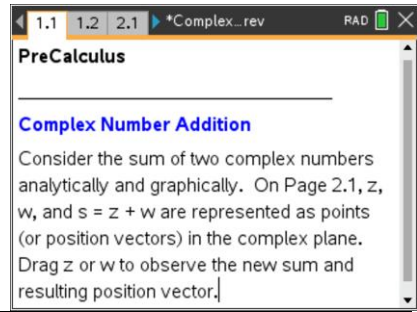
Student Activity

Name _____

Class _____

Open the TI-Nspire document *Complex_Number_Addition.tns*.

In this activity, you will compute, visualize, and geometrically interpret the sum of two complex numbers such as $z = a + bi$, $w = c + di$, and the sum $s = z + w$.



Move to page 1.2.

Press **ctrl** **▶** and **ctrl** **◀** to navigate through the lesson.

1. This Notes page contains three interactive Math Boxes for the complex numbers z , w , and the sum $s = z + w$.
 - a. Redefine z and/or w as necessary to complete the following two tables. To redefine z or w , edit the Math Box following the assignment characters (i.e., $:=$).

z	$3 + 5i$	$-3 - 4i$	$11 - 11i$	$-5 - 6i$
w	$-4 + 7i$	$-2 + 6i$	$-11 + 12i$	$-7 - 9i$
$z + w$				

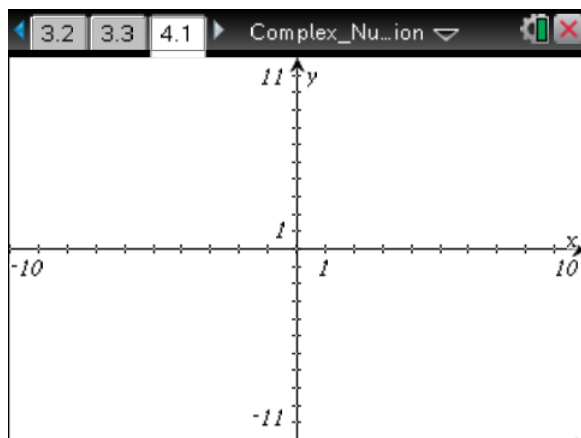
z	$-\frac{1}{2} - \frac{3}{4}i$	$1 - \sqrt{2}i$	$\frac{\sqrt{3}}{2} - 3i$	$\frac{3}{5} - \frac{4}{5}i$
w	$1 + \frac{1}{4}i$	$-1 - \sqrt{2}i$	$\frac{\sqrt{3}}{2} + 3i$	$\frac{2}{5} - \frac{4}{5}i$
$z + w$				

- b. Let $z = a + bi$ and $w = c + di$. Explain in words how the complex numbers are added in terms of the real parts and the imaginary parts.
 - c. Let $z = a + bi$ and $w = c + di$. Write the sum, $s = z + w$, symbolically in terms of the constants a , b , c , and d .

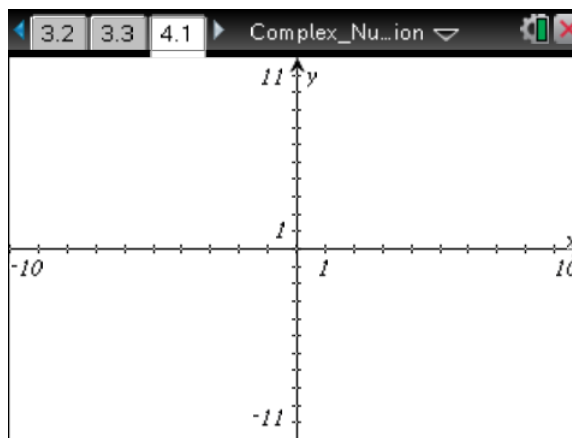


Move to page 2.1.

2. In the left panel, the complex numbers z and w are represented by points and position vectors in the plane. Point s represents the sum of these two complex numbers. Drag either point z or point w , and the sum is automatically computed and updated. The right panel displays the actual values for z , w , and s .
 - a. Drag points z and w around the plane, and observe the results. Explain addition of complex numbers geometrically.
 - b. Position point z in the second quadrant and point w in the first quadrant. On the first set of axes below, sketch a figure representing the resulting sum $s = z + w$. On the second set of axes below, sketch a figure that you think might represent the difference $d = z - w$. Drag and position point w to confirm your hypothesis. Hint: $d = z + (-w)$.



$s = z + w$



$d = z - w$

Move to page 3.1.

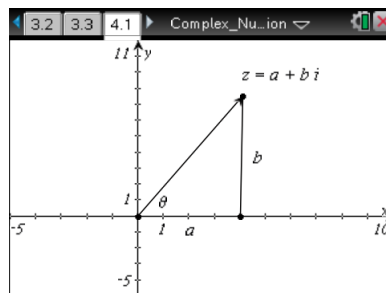
3. This page is a copy of Page 2.1 such that the real and imaginary parts of points z and w move only in increments of 0.5.
 - a. Drag and position point z and/or point w so the sum is 0—that is, $s = 0 + 0i$ and is represented by a point at the origin. Explain the relationship between points z and w .
 - b. Drag and position point z and point w such that $z = 2 + 2i$ and $w = 5 + 5i$. Find the sum s , and explain the relationship between the points representing z , w , and s .



- c. The absolute value or magnitude of a complex number $z = a + bi$ is $|z| = \sqrt{a^2 + b^2}$. Find the absolute value of z , w , and s in part 3b, and explain how these three values are related.

The argument of a complex number $z = a + bi$ is the angle, θ , (in radians) formed between the positive real axis and the position vector representing z . See the figure to the right. The angle is positive if measured counterclockwise from the positive real axis.

Recall, $\tan \theta = \frac{b}{a}$.



- d. Describe a method to find the argument of the complex number z in part 3b above. Find the actual argument for z , w , and s in part 3b. Explain how these three arguments are related.

4. Drag and position point z and point w such that $z = 2 + 2i$ and $w = -5 - 5i$.
- Find the sum s , and explain the relationship between the points representing z , w , and s .
 - Find the absolute value of z , w , and s in part 4a, and explain how these three values are related.
 - Find the argument of points z and w . How are they related?